










**Bringing you the BEST air conditioning and heat there is to offer!**



**HIGH-WALL DUCTLESS  
AIR CONDITIONING & HEATING SYSTEM**

**NOTE: Please read this manual carefully before operation.**

-  Press to power the unit on or off.
-  Press to select fan speed (Should ALWAYS say AUTO). Auto is default. Use Turbo button for faster air flow.
-  Press to select and adjust each mode.  
☀️ : HEAT   ❄️ : COOL
-  Press to raise settings including temperature and time.
-  Press to control vertical angle of louvers and to redirect airflow.
-  Press to boost cooling or heating airflow. Quickest way to reach preset temperature.
-  Press to lower settings including temperature and time.
-  Press to select temperature display: indoor, outdoor or desired room temperature (Adjust desired temperature with "▲" and "▼" buttons.)
-  Press to turn on lights on the unit's Front Panel Display. Press again to turn off.



**INDOOR UNIT FRONT PANEL DISPLAY:** Look here for LED display of system status, setpoint, indoor and outdoor temperatures and malfunction codes.

## FAQ's

---

***\*Why does the fan continue to run even when the unit is not cooling or heating?***

*To maintain consistent temperatures and minimize energy-loss from constant starts and stops, the fan keeps air flowing past the thermostat.*

***\*What temperature is displayed on the remote controller?***

*The remote always displays your desired indoor temperature. (You may view current indoor and outdoor temperatures, as well as desired temperature, on the indoor unit's Front Panel Display by pointing the remote at the unit and pressing Temp.)*

***\*What happens if the remote is lost or damaged?***

*Replacement Cost is \$75.*

***\*Why is the temperature displaying E7?***

*The modes do not match on the indoor units. Turn them all off, then turn them on one by one setting them to the same mode. ie:*

*☀ :Heat or ❄ :Cold*

---

***Not all features available on all models. Your actual system and related devices may differ from the images on your remote. Please use ONLY the functions on this manual.***

